

Table 1: Number of adult offenders sentenced for arson and criminal damage offences, 2007-2017¹

Offence	Court type	Number of adult offenders sentenced										
		2007	2008	2009	2010	2011	2012	2013	2014	2015	2016	2017
Arson, Criminal Damage Act 1971, S1(3)	MC	233	249	259	292	286	241	223	215	214	219	208
	CC	326	343	313	331	347	324	279	225	264	260	198
	Total	559	592	572	623	633	565	502	440	478	479	406
Arson with intent to endanger life, Criminal Damage Act 1971, S1(2) ²	MC	-	-	-	-	0	0	0	0	0	0	0
	CC	-	-	-	-	72	71	66	46	34	14	2
	Total	-	-	-	-	72	71	66	46	34	14	2
Arson recklessly endangering life, Criminal Damage Act 1971, S1(2) ³	MC	-	-	-	-	0	0	0	0	0	0	0
	CC	-	-	-	-	378	391	340	293	276	132	11
	Total	-	-	-	-	378	391	340	293	276	132	11
Criminal damage to property over £5,000, Criminal Damage Act 1971, S1(1)	MC	-	-	-	-	246	234	199	230	208	252	205
	CC	-	-	-	-	36	44	40	48	71	82	81
	Total	-	-	-	-	282	278	239	278	279	334	286
Criminal damage to property under £5,000, Criminal Damage Act 1971, S1(1)	MC	22,667	24,239	25,553	25,594	24,729	22,641	21,742	21,932	22,055	20,339	18,462
	CC	160	217	312	438	527	557	512	582	591	584	558
	Total	22,827	24,456	25,865	26,032	25,256	23,198	22,254	22,514	22,646	20,923	19,020
Criminal damage endangering life (intent and reckless), Criminal Damage Act 1971, S1(2)	MC	-	-	-	-	0	0	0	0	0	*	*
	CC	-	-	-	-	5	21	28	26	26	*	*
	Total	-	-	-	-	5	21	28	26	26	*	*
Threats to destroy/damage property (includes intent to endanger life), Criminal Damage Act 1971, S2	MC	335	314	298	355	367	369	369	438	436	422	401
	CC	73	75	79	83	91	66	66	84	113	84	66
	Total	408	389	377	438	458	435	435	522	549	506	467
Racially/religiously aggravated criminal damage, Crime and Disorder Act 1998, S30	MC	187	172	159	161	167	180	148	139	127	119	123
	CC	38	33	23	40	32	18	15	12	14	13	11
	Total	225	205	182	201	199	198	163	151	141	132	134

Source: Court Proceedings Database, Ministry of Justice

Notes

1) Excludes data for Cardiff magistrates' court for April, July and August 2008

2) Due to a change in the way arson endangering life offences are recorded, data for the specific offence of 'Arson with intent to endanger life' is limited. Prior to 2014, data for these offences were recorded under separate codes for 'intent' and 'reckless', however, most of these offences are now captured under a new code which groups 'intent/reckless' offences together.

3) Due to a change in the way arson endangering life offences are recorded, data for the specific offence of 'Arson recklessly endangering life' is limited. Prior to 2014, data for these offences were recorded under separate codes for 'intent' and 'reckless', however, most of these offences are now captured under a new code which groups 'intent/reckless' offences together.

- Data for this offence not available prior to 2011

* Figures have not been shown due to a data issue

Table 2: Sentence outcomes for adult offenders sentenced for arson and criminal damage offences, 2017

Offence	Absolute Discharge	Conditional Discharge	Fine	Community Order	Suspended Sentence	Immediate Custody	Otherwise dealt with ¹	Total
Arson, Criminal Damage Act 1971, S1(3)	0	24	7	75	90	174	36	406
Arson with intent to endanger life, Criminal Damage Act 1971, S1(2) ^{2,3}	0	0	0	0	2	9	3	14
Arson recklessly endangering life, Criminal Damage Act 1971, S1(2) ^{3,4}	0	0	0	5	16	91	20	132
Criminal damage to property over £5,000, Criminal Damage Act 1971, S1(1)	0	40	32	76	52	70	16	286
Criminal damage to property under £5,000, Criminal Damage Act 1971, S1(1)	87	5,412	4,780	4,931	764	1,090	1,956	19,020
Criminal damage endangering life (intent and reckless), Criminal Damage Act 1971, S1(2) ⁵	0	0	1	0	7	16	2	26
Threats to destroy/damage property (includes intent to endanger life), Criminal Damage Act 1971, S2	1	99	76	113	58	100	20	467
Racially/religiously aggravated criminal damage, Crime and Disorder Act 1998, S30	0	6	26	55	26	17	4	134

Source: Court Proceedings Database, Ministry of Justice

Offence	Absolute Discharge	Conditional Discharge	Fine	Community Order	Suspended Sentence	Immediate Custody	Otherwise dealt with ¹	Total
Arson, Criminal Damage Act 1971, S1(3)	0%	6%	2%	18%	22%	43%	9%	100%
Arson with intent to endanger life, Criminal Damage Act 1971, S1(2) ^{2,3,6}	0%	0%	0%	0%	14%	64%	21%	100%
Arson recklessly endangering life, Criminal Damage Act 1971, S1(2) ^{3,4}	0%	0%	0%	4%	12%	69%	15%	100%
Criminal damage to property over £5,000, Criminal Damage Act 1971, S1(1)	0%	14%	11%	27%	18%	24%	6%	100%
Criminal damage to property under £5,000, Criminal Damage Act 1971, S1(1)	0%	28%	25%	26%	4%	6%	10%	100%
Criminal damage endangering life (intent and reckless), Criminal Damage Act 1971, S1(2) ⁵	0%	0%	4%	0%	27%	62%	8%	100%
Threats to destroy/damage property (includes intent to endanger life), Criminal Damage Act 1971, S2	0%	21%	16%	24%	12%	21%	4%	100%
Racially/religiously aggravated criminal damage, Crime and Disorder Act 1998, S30	0%	4%	19%	41%	19%	13%	3%	100%

Source: Court Proceedings Database, Ministry of Justice

Notes

- 1) Includes a number of orders, for example hospital orders, confiscation orders and compensation orders
- 2) Due to a change in the way arson endangering life offences are recorded, data for the specific offence of 'Arson with intent to endanger life' is limited. Prior to 2014, data for these offences were recorded under separate codes for 'intent' and 'reckless', however, most of these offences are now captured under a new code which groups 'intent/reckless' offences together.
- 3) Data shown for this offence relates to 2016, due to the lack of data available for 2017
- 4) Due to a change in the way arson endangering life offences are recorded, data for the specific offence of 'Arson recklessly endangering life' is limited. Prior to 2014, data for these offences were recorded under separate codes for 'intent' and 'reckless', however, most of these offences are now captured under a new code which groups 'intent/reckless' offences together.
- 5) Data shown for this offence relates to 2015, due to data issues in 2016 and 2017
- 6) Proportions should be treated with caution, due to the low volumes for this offence in the data available

Table 3: Average and maximum custodial sentence lengths for adult offenders sentenced to immediate custody for arson and criminal damage offences, 2017

Offence	Post guilty plea			Pre guilty plea (estimated)		
	Mean sentence length ^{1,3}	Median sentence length ^{2,3}	Maximum sentence length	Mean sentence length ^{1,3}	Median sentence length ^{2,3}	Maximum sentence length
Arson, Criminal Damage Act 1971, S1(3)	1 year 8 months	1 year 4 months	8 years (and Life)	2 years 4 months	2 years	12 years (and Life)
Arson with intent to endanger life, Criminal Damage Act 1971, S1(2) ^{4,5,6}	3 years 9 months	3 years 5 months	5 years 4 months (and Life)	5 years 6 months	5 years 2 months	8 years (and Life)
Arson recklessly endangering life, Criminal Damage Act 1971, S1(2) ^{5,7}	3 years 1 month	3 years	7 years 6 months	4 years 4 months	4 years	10 years 6 months
Criminal damage to property over £5,000, Criminal Damage Act 1971, S1(1)	9 months	6 months	9 years	1 year	6 months	9 years
Criminal damage to property under £5,000, Criminal Damage Act 1971, S1(1)	1 month	1 month	3 months	2 months	1 month	3 months
Criminal damage endangering life (intent and reckless), Criminal Damage Act 1971, S1(2) ^{8,9}	2 years 7 months	2 years 7 months	4 years	3 years 8 months	3 years 10 months	5 years 3 months
Threats to destroy/damage property (includes intent to endanger life), Criminal Damage Act 1971, S2	6 months	3 months	4 years	8 months	3 months	6 years
Racially/religiously aggravated criminal damage, Crime and Disorder Act 1998, S30 ⁹	2 months	3 months	4 months	3 months	4 months	6 months

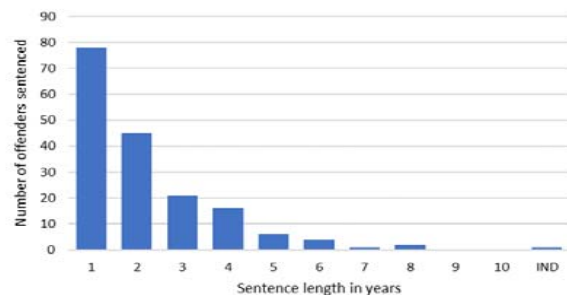
Source: Court Proceedings Database, Ministry of Justice

Notes

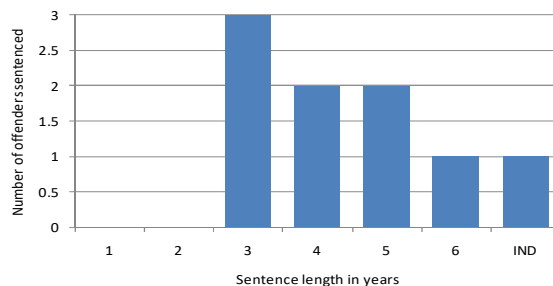
- 1) The mean is calculated by taking the sum of all values and then dividing by the number of values
- 2) The median is the value which lies in the middle of a set of numbers when those numbers are placed in ascending or descending order
- 3) Excludes life and indeterminate sentences
- 4) Due to a change in the way arson endangering life offences are recorded, data for the specific offence of 'Arson with intent to endanger life' is limited. Prior to 2014, data for these offences were recorded under separate codes for 'intent' and 'reckless', however, most of these offences are now captured under a new code which groups 'intent/reckless' offences together.
- 5) Sentence length information for this offence relates to 2016, due to a lack of data available for this offence in 2017
- 6) Mean and median should be treated with caution, due to the low volumes for this offence in the data available
- 7) Due to a change in the way arson endangering life offences are recorded, data for the specific offence of 'Arson recklessly endangering life' is limited. Prior to 2014, data for these offences were recorded under separate codes for 'intent' and 'reckless', however, most of these offences are now captured under a new code which groups 'intent/reckless' offences together.
- 8) Data shown for this offence relates to 2015, due to data issues in 2016 and 2017
- 9) Mean and median should be treated with caution, due to the relatively low number of offenders sentenced to immediate custody for this offence

Figure 1: Distribution of custodial sentence lengths for adult offenders sentenced to immediate custody for arson and criminal damage offences, after any reduction for guilty plea, 2017

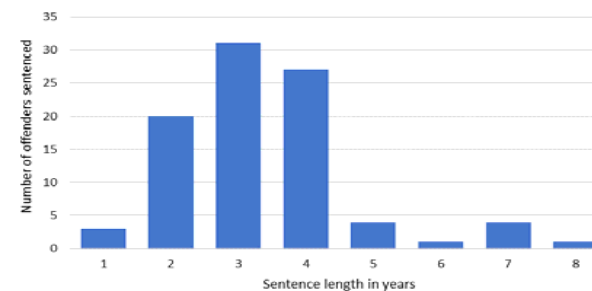
Arson, Criminal Damage Act 1971, S1(3)



Arson with intent to endanger life, Criminal Damage Act 1971, S1(2)



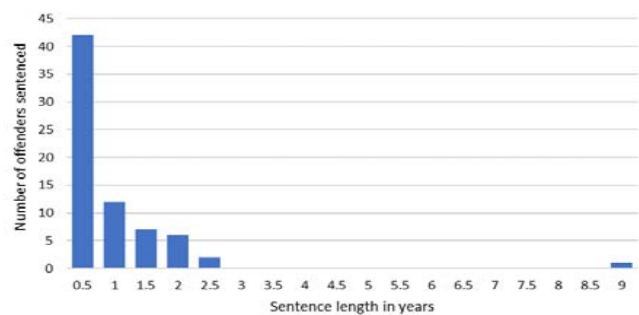
Arson recklessly endangering life, Criminal Damage Act 1971, S1(2)



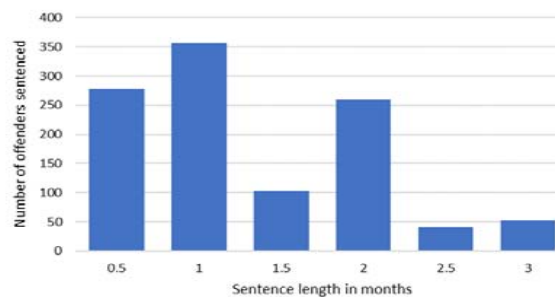
Note: Figures shown relate to 2016, due to the lack of data available for 2017. (Due to a change in the way arson endangering life offences are recorded, data for this specific offence is limited. Prior to 2014, data for these offences were recorded under separate codes for 'intent' and 'reckless', however, most of these offences are now captured under a new code which groups 'intent/reckless' offences together.)

Note: Figures shown relate to 2016, due to the lack of data available for 2017. (Due to a change in the way arson endangering life offences are recorded, data for this specific offence is limited. Prior to 2014, data for these offences were recorded under separate codes for 'intent' and 'reckless', however, most of these offences are now captured under a new code which groups 'intent/reckless' offences together.)

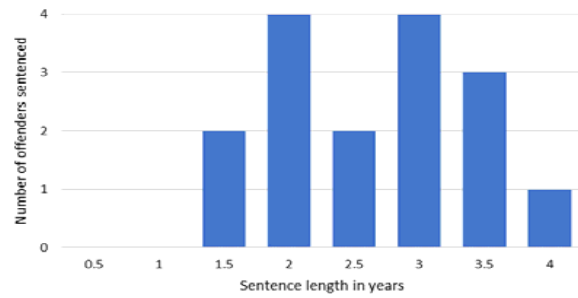
Criminal damage to property over £5,000, Criminal Damage Act 1971, S1(1)



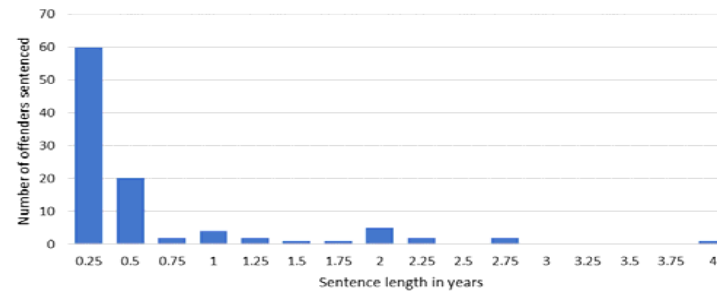
Criminal damage to property under £5,000, Criminal Damage Act 1971, S1(1)



Criminal damage endangering life (intent and reckless), Criminal Damage Act 1971, S1(2)

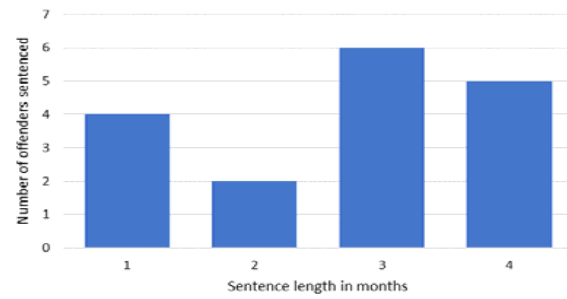


Threats to destroy/damage property (includes intent to endanger life), Criminal Damage Act 1971, S2



Note: Figures shown relate to 2015, due to data issues in 2016 and 2017.

Racially/religiously aggravated criminal damage, Crime and Disorder Act 1998, S30

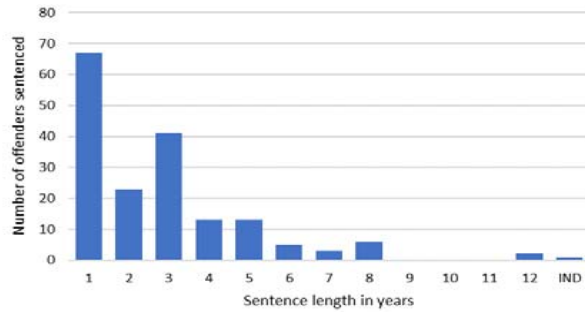


Source: Court Proceedings Database, Ministry of Justice

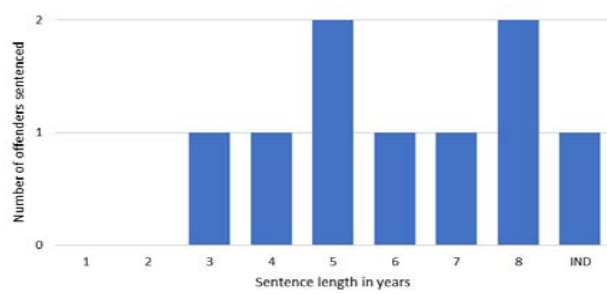
Note
Sentence length intervals include the upper bound sentence length (i.e. that shown on the chart). For example, the category '1' includes sentence lengths less than and equal to 1 year, and '2' includes sentence lengths over 1 year, and up to and including 2 years.

Figure 2: Distribution of estimated custodial sentence lengths for adult offenders sentenced to immediate custody for arson and criminal damage offences, before any reduction for guilty plea, 2017

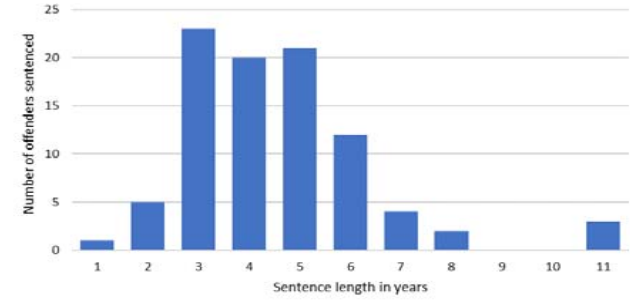
Arson, Criminal Damage Act 1971, S1(3)



Arson with intent to endanger life, Criminal Damage Act 1971, S1(2)



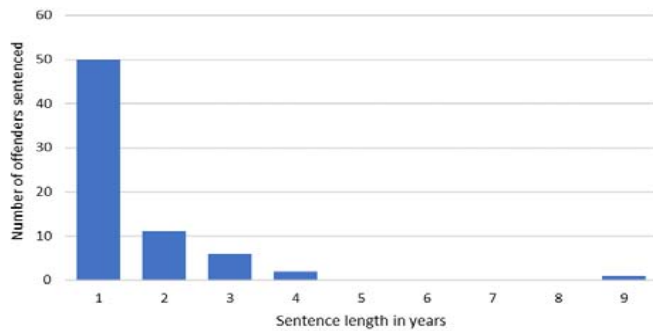
Arson recklessly endangering life, Criminal Damage Act 1971, S1(2)



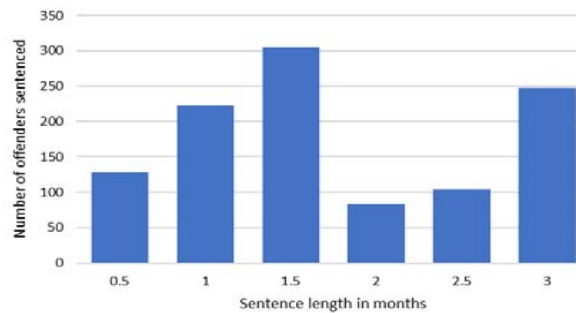
Note: Figures shown relate to 2016, due to the lack of data available for 2017. (Due to a change in the way arson endangering life offences are recorded, data for this specific offence is limited. Prior to 2014, data for these offences were recorded under separate codes for 'intent' and 'reckless', however, most of these offences are now captured under a new code which groups 'intent/reckless' offences together.)

Note: Figures shown relate to 2016, due to the lack of data available for 2017. (Due to a change in the way arson endangering life offences are recorded, data for this specific offence is limited. Prior to 2014, data for these offences were recorded under separate codes for 'intent' and 'reckless', however, most of these offences are now captured under a new code which groups 'intent/reckless' offences together.)

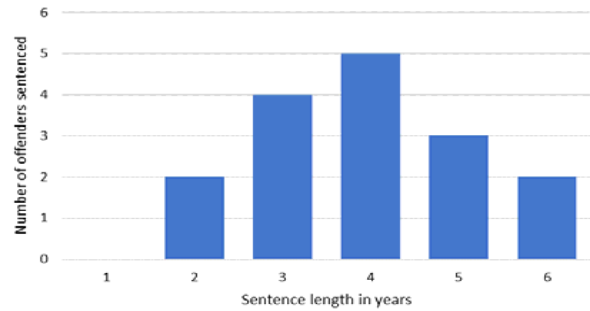
Criminal damage to property over £5,000, Criminal Damage Act 1971, S1(1)



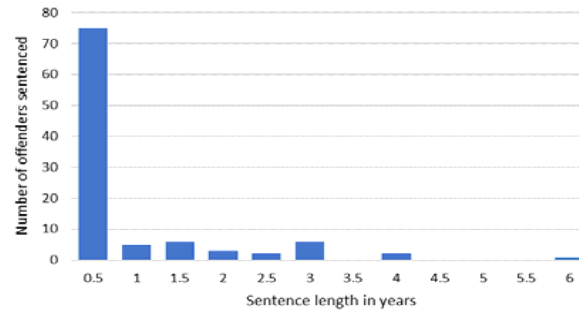
Criminal damage to property under £5,000, Criminal Damage Act 1971, S1(1)



Criminal damage endangering life (intent and reckless), Criminal Damage Act 1971, S1(2)

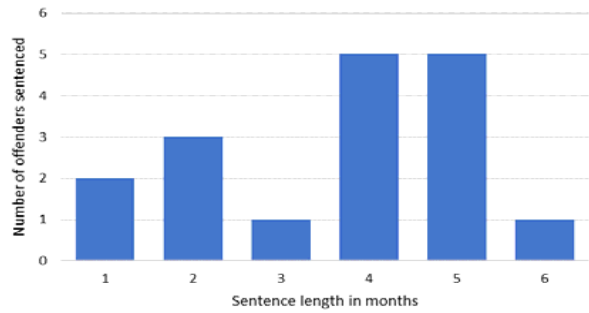


Threats to destroy/damage property (includes intent to endanger life), Criminal Damage Act 1971, S2



Note: Figures shown relate to 2015, due to data issues in 2016 and 2017.

Racially/religiously aggravated criminal damage, Crime and Disorder Act 1998, S30



Source: Court Proceedings Database, Ministry of Justice

Note
Sentence length intervals include the upper bound sentence length (i.e. that shown on the chart). For example, the category '1' includes sentence lengths less than and equal to 1 year, and '2' includes sentence lengths over 1 year, and up to and including 2 years.

Table 4: Distribution of custodial sentence lengths for adult offenders sentenced to immediate custody for arson and criminal damage offences, after any reduction for guilty plea, 2017

Arson, Criminal Damage Act 1971, S1(3)

Sentence length (years)	No. of offenders sentenced	Proportion of offenders sentenced
<=1	78	45%
1-2	45	26%
2-3	21	12%
3-4	16	9%
4-5	6	3%
5-6	4	2%
6-7	1	1%
7-8	2	1%
8-9	0	0%
9-10	0	0%
Indeterminate	1	1%
Total	174	100%

Arson with intent to endanger life, Criminal Damage Act 1971, S1(2)

Sentence length (years)	No. of offenders sentenced	Proportion of offenders sentenced
<=1	0	0%
1-2	0	0%
2-3	3	33%
3-4	2	22%
4-5	2	22%
5-6	1	11%
6-7	0	0%
7-8	0	0%
Indeterminate	1	11%
Total	9	100%

Arson recklessly endangering life, Criminal Damage Act 1971, S1(2)

Sentence length (years)	No. of offenders sentenced	Proportion of offenders sentenced
<=1	3	3%
1-2	20	22%
2-3	31	34%
3-4	27	30%
4-5	4	4%
5-6	1	1%
6-7	4	4%
7-8	1	1%
Total	91	100%

Note: Figures shown relate to 2016, due to the lack of data available for 2017. (Due to a change in the way arson endangering life offences are recorded, data for this specific offence is limited. Prior to 2014, data for these offences were recorded under separate codes for 'intent' and 'reckless', however, most of these offences are now captured under a new code which groups 'intent/reckless' offences together.)

Note: Figures shown relate to 2016, due to the lack of data available for 2017. (Due to a change in the way arson endangering life offences are recorded, data for this specific offence is limited. Prior to 2014, data for these offences were recorded under separate codes for 'intent' and 'reckless', however, most of these offences are now captured under a new code which groups 'intent/reckless' offences together.)

Criminal damage to property over £5,000, Criminal Damage Act 1971, S1(1)

Sentence length (years)	No. of offenders sentenced	Proportion of offenders sentenced
<=1	54	77%
1-2	13	19%
2-3	2	3%
3-4	0	0%
4-5	0	0%
5-6	0	0%
6-7	0	0%
7-8	0	0%
8-9	1	1%
Total	70	100%

Criminal damage to property under £5,000, Criminal Damage Act 1971, S1(1)

Sentence length (months)	No. of offenders sentenced	Proportion of offenders sentenced
<=0.5	278	26%
0.5-1	356	33%
1-1.5	103	9%
1.5-2	259	24%
2-2.5	41	4%
2.5-3	53	5%
Total	1,090	100%

Criminal damage endangering life (intent and reckless), Criminal Damage Act 1971, S1(2)

Sentence length (years)	No. of offenders sentenced	Proportion of offenders sentenced
<=0.5	0	0%
0.5-1	0	0%
1-1.5	2	13%
1.5-2	4	25%
2-2.5	2	13%
2.5-3	4	25%
3-3.5	3	19%
3.5-4	1	6%
Total	16	100%

Note: Figures shown relate to 2015, due to data issues in 2016 and 2017.

Racially/religiously aggravated criminal damage, Crime and Disorder Act 1998, S30

Sentence length (months)	No. of offenders sentenced	Proportion of offenders sentenced
<=1	4	24%
1-2	2	12%
2-3	6	35%
3-4	5	29%
Total	17	100%

Source: Court Proceedings Database, Ministry of Justice

Note

Sentence length intervals do not include the lower bound, but do include the upper bound sentence length. For example, the category '<=1' includes sentence lengths less than and equal to 1 year, and '1-2' includes sentence lengths over 1 year, and up to and including 2 years.

Threats to destroy/damage property (includes intent to endanger life), Criminal Damage Act 1971, S2

Sentence length (years)	No. of offenders sentenced	Proportion of offenders sentenced
<=0.5	80	80%
0.5-1	6	6%
1-1.5	3	3%
1.5-2	6	6%
2-2.5	2	2%
2.5-3	2	2%
3-3.5	0	0%
3.5-4	1	1%
Total	100	100%

Table 5: Distribution of estimated custodial sentence lengths for adult offenders sentenced to immediate custody for arson and criminal damage offences, before any reduction for guilty plea, 2017

Arson, Criminal Damage Act 1971, S1(3)

Sentence length (years)	No. of offenders sentenced	Proportion of offenders sentenced
<=1	67	39%
1-2	23	13%
2-3	41	24%
3-4	13	7%
4-5	13	7%
5-6	5	3%
6-7	3	2%
7-8	6	3%
8-9	0	0%
9-10	0	0%
10-11	0	0%
11-12	2	1%
Indeterminate	1	1%
Total	174	100%

Arson with intent to endanger life, Criminal Damage Act 1971, S1(2)

Sentence length (years)	No. of offenders sentenced	Proportion of offenders sentenced
<=1	0	0%
1-2	0	0%
2-3	1	11%
3-4	1	11%
4-5	2	22%
5-6	1	11%
6-7	1	11%
7-8	2	22%
Indeterminate	1	11%
Total	9	100%

Note: Figures shown relate to 2016, due to the lack of data available for 2017. (Due to a change in the way arson endangering life offences are recorded, data for this specific offence is limited. Prior to 2014, data for these offences were recorded under separate codes for 'intent' and 'reckless', however, most of these offences are now captured under a new code which groups 'intent/reckless' offences together.)

Arson recklessly endangering life, Criminal Damage Act 1971, S1(2)

Sentence length (years)	No. of offenders sentenced	Proportion of offenders sentenced
<=1	1	1%
1-2	5	5%
2-3	23	25%
3-4	20	22%
4-5	21	23%
5-6	12	13%
6-7	4	4%
7-8	2	2%
8-9	0	0%
9-10	0	0%
10-11	3	3%
Total	91	100%

Note: Figures shown relate to 2016, due to the lack of data available for 2017. (Due to a change in the way arson endangering life offences are recorded, data for this specific offence is limited. Prior to 2014, data for these offences were recorded under separate codes for 'intent' and 'reckless', however, most of these offences are now captured under a new code which groups 'intent/reckless' offences together.)

Criminal damage to property over £5,000, Criminal Damage Act 1971, S1(1)

Sentence length (years)	No. of offenders sentenced	Proportion of offenders sentenced
<=1	50	71%
1-2	11	16%
2-3	6	9%
3-4	2	3%
4-5	0	0%
5-6	0	0%
6-7	0	0%
7-8	0	0%
8-9	1	1%
Total	70	100%

Criminal damage to property under £5,000, Criminal Damage Act 1971, S1(1)

Sentence length (months)	No. of offenders sentenced	Proportion of offenders sentenced
<=0.5	128	12%
0.5-1	222	20%
1-1.5	305	28%
1.5-2	83	8%
2-2.5	104	10%
2.5-3	248	23%
Total	1,090	100%

Criminal damage endangering life (intent and reckless), Criminal Damage Act 1971, S1(2)

Sentence length (years)	No. of offenders sentenced	Proportion of offenders sentenced
<=1	0	0%
1-2	2	13%
2-3	4	25%
3-4	5	31%
4-5	3	19%
5-6	2	13%
Total	16	100%

Note: Figures shown relate to 2015, due to data issues in 2016 and 2017.

Threats to destroy/damage property (includes intent to endanger life), Criminal Damage Act 1971, S2

Sentence length (years)	No. of offenders sentenced	Proportion of offenders sentenced
<=0.5	75	75%
0.5-1	5	5%
1-1.5	6	6%
1.5-2	3	3%
2-2.5	2	2%
2.5-3	6	6%
3-3.5	0	0%
3.5-4	2	2%
4-4.5	0	0%
4.5-5	0	0%
5-5.5	0	0%
5.5-6	1	1%
Total	100	100%

Racially/religiously aggravated criminal damage, Crime and Disorder Act 1998, S30

Sentence length (months)	No. of offenders sentenced	Proportion of offenders sentenced
<=1	2	12%
1-2	3	18%
2-3	1	6%
3-4	5	29%
4-5	5	29%
5-6	1	6%
Total	17	100%

Source: Court Proceedings Database, Ministry of Justice

Note

Sentence length intervals do not include the lower bound, but do include the upper bound sentence length. For example, the category '<=1' includes sentence lengths less than and equal to 1 year, and '1-2' includes sentence lengths over 1 year, and up to and including 2 years.

Combined data for arson endangering life offences (intent and reckless)

Table 6: Number of adult offenders sentenced for arson endangering life offences, 2007-2017

Court type	Number of adult offenders sentenced										
	2007	2008	2009	2010	2011	2012	2013	2014	2015	2016	2017
MC	0	0	0	0	0	0	0	0	0	0	0
CC	388	404	449	432	461	486	421	393	420	355	278
Total	388	404	449	432	461	486	421	393	420	355	278

Table 7: Sentence outcomes for adult offenders sentenced for arson endangering life offences, 2017

Absolute Discharge	Conditional Discharge	Fine	Community Order	Suspended Sentence	Immediate Custody	Otherwise dealt with ¹	Total
1	0	0	3	46	200	28	278
<0.5%	0%	0%	1%	17%	72%	10%	100%

Note

1) Includes a number of orders, for example hospital orders, confiscation orders and compensation orders

Table 8: Average and maximum custodial sentence lengths for adult offenders sentenced to immediate custody for arson endangering life offences, 2017

Post guilty plea			Pre guilty plea (estimated)		
Mean sentence length ^{1,3}	Median sentence length ^{2,3}	Maximum sentence length	Mean sentence length ^{1,3}	Median sentence length ^{2,3}	Maximum sentence length
3 years 9 months	3 years 2 months	12 years	5 years	4 years	15 years

Notes

1) The mean is calculated by taking the sum of all values and then dividing by the number of values

2) The median is the value which lies in the middle of a set of numbers when those numbers are placed in ascending or descending order

3) Excludes life and indeterminate sentences

Figure 3: Distribution of custodial sentence lengths for adult offenders sentenced to immediate custody for arson endangering life offences, after any reduction for guilty plea, 2017

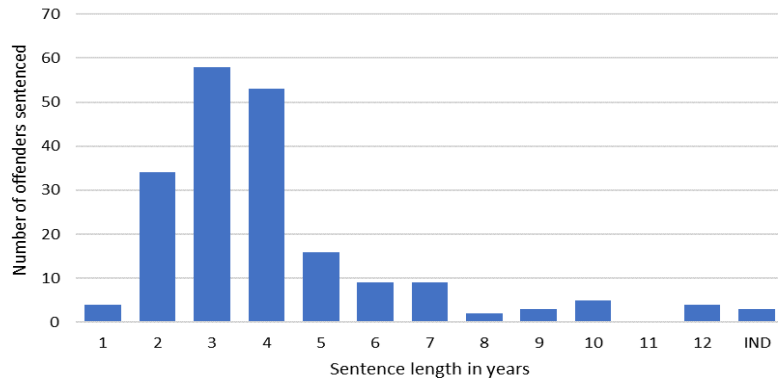


Figure 4: Distribution of estimated custodial sentence lengths for adult offenders sentenced to immediate custody for arson endangering life offences, before any reduction for guilty plea, 2017

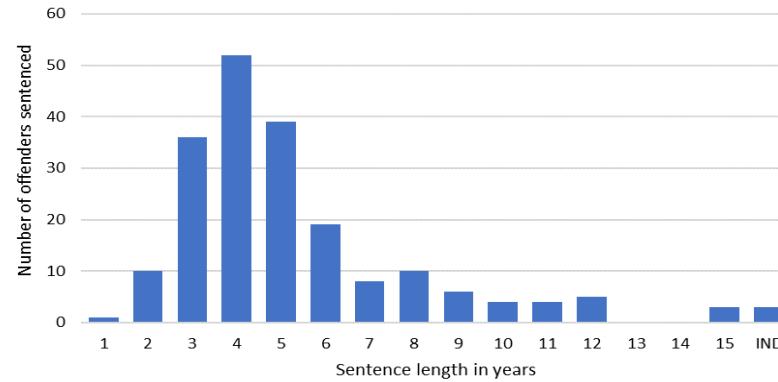


Table 9: Distribution of custodial sentence lengths for adult offenders sentenced to immediate custody for arson endangering life offences, after any reduction for guilty plea, 2017

Sentence length (years)	No. of offenders sentenced	Proportion of offenders sentenced
<=1	4	2%
1-2	34	17%
2-3	58	29%
3-4	53	27%
4-5	16	8%
5-6	9	5%
6-7	9	5%
7-8	2	1%
8-9	3	2%
9-10	5	3%
10-11	0	0%
11-12	4	2%
Indeterminate	3	2%
Total	200	100%

Table 10: Distribution of estimated custodial sentence lengths for adult offenders sentenced to immediate custody for arson endangering life offences, before any reduction for guilty plea, 2017

Sentence length (years)	No. of offenders sentenced	Proportion of offenders sentenced
<=1	1	1%
1-2	10	5%
2-3	36	18%
3-4	52	26%
4-5	39	20%
5-6	19	10%
6-7	8	4%
7-8	10	5%
8-9	6	3%
9-10	4	2%
10-11	4	2%
11-12	5	3%
12-13	0	0%
13-14	0	0%
14-15	3	2%
Indeterminate	3	2%
Total	200	100%

Source: Court Proceedings Database, Ministry of Justice

Blank page